


ORDU TİCARET BORSASI



TAHMİNİ REKOLTE 468.000 TON / KABUKLU

2016 MAHSULÜ "MÜSTAHSİLDEN TACİRE SATIŞ" KABUKLU FINDIK SATIŞLARI FINDIK YETİŞTİRİLEN YÖRELERDEKİ BORSALARDA TESCİLLENEN MİKTAR(KG)

MAHSUL YILI ESAS ALINMIŞTIR (01 EYLÜL - 31 AĞUSTOS)

	Ağu.16	Eyl.16	Eki.16	Kas.16	Ara.16	Oca.17	Şub.17	Mar.17	Nis.17	May.17	Haz.17	Tem.17	Ağu.17	TOPLAM	
ORDU	4.550.643	12.754.183	12.144.270	11.511.066	15.030.062	7.870.918	6.641.050	7.605.947	6.457.175	7.609.166	6.992.987	5.242.181	246.685	104.656.333	
FATSA	1.367.775	2.374.401	1.407.349	1.017.779	1.383.161	576.323	1.198.286	1.175.765	1.359.572	1.491.489	773.655	394.431	0	14.519.986	
ÜNYE	1.467.937	3.215.916	2.350.188	909.486	804.750	554.873	508.988	808.192	641.231	1.229.350	1.279.916	773.500	0	14.544.327	
GİRESUN	2.192.872	6.167.297	6.968.140	6.265.618	6.069.955	3.392.684	3.263.886	3.617.173	2.726.522	3.225.520	2.991.273	2.629.679	734.384	50.245.003	
TRABZON	3.318.062	6.753.345	7.856.760	6.221.547	4.165.057	3.462.822	3.208.485	2.656.391	2.360.330	1.542.762	1.048.274	584.799	0	43.178.634	
RİZE	52.040	40.214	1.084.911	89.434	60.636	25.380	13.620	44.400	0	0	240	0	0	1.410.875	
TERME	417.208	647.456	244.327	336.088	719.731	303.305	112.305	653.711	312.316	529.802	1.181.324	1.039.511	337.953	6.835.037	
ÇARŞAMBA	1.616.435	6.459.246	8.317.297	1.615.832	2.636.209	1.490.751	2.246.962	2.241.418	1.815.577	1.547.020	1.993.382	1.091.207	0	33.071.336	
SAMSUN	984.022	1.742.984	1.839.550	177.552	256.149	62.828	285.279	395.437	276.584	297.118	111.397	42.628	0	6.471.528	
BAFRA	0	0	4.042	12.696	0	0	0	0	0	0	0	0	0	16.738	
KASTAMON	0	82.339	182.010	77.270	123.456	21.745	49.097	50.055	0	0	0	0	0	585.972	
DÜZCE	6.085.179	11.092.135	10.822.946	8.091.463	4.482.693	3.317.215	4.043.703	4.051.536	3.119.804	1.465.190	319.348	605.230	0	57.496.442	
AKYAZI	1.051.728	1.808.468	3.849.589	907.169	562.870	335.804	525.621	529.457	393.463	290.045	206.910	24.891	0	10.486.015	
SAKARYA	16.936.540	26.776.986	24.063.288	11.613.910	7.221.440	3.728.165	5.221.824	5.474.234	6.855.677	4.508.435	2.481.510	1.781.665	0	116.663.674	
İSTANBUL	20.136	50.040	88.923	29.550	25.490	40.670	0	85.500	49.311	29.580	0	0	0	419.200	
TOPLAM	40.060.577	79.965.010	81.223.590	48.876.460	43.541.659	25.183.483	27.319.106	29.389.216	26.367.562	23.765.477	19.380.216	14.209.722	1.319.022	460.601.100	
														6736 Sayılı Kanuna Göre Yapılan Stok Artırımı	76.530.005

OTB AĞUSTOS 2016 MAHSULÜ "MÜSTAHSİLDEN TACİRE SATIŞ" KABUKLU FINDIK MİKTARININ 40.228 KG'I TEMMUZ 2016 "MÜSTAHSİL SATIŞ" MİKTARINDAN GELMEKTEDİR. AĞUSTOS 2016 AYININ TESCİL MİKTARI 4.510.415 KG'DİR.

GTB AĞUSTOS 2016 MAHSULÜ "MÜSTAHSİLDEN TACİRE SATIŞ" KABUKLU FINDIK MİKTARININ 7.887 KG'I TEMMUZ 2016 "MÜSTAHSİL SATIŞ" MİKTARINDAN GELMEKTEDİR. AĞUSTOS 2016 AYININ TESCİL MİKTARI 2.184.985 KG'DİR.

GTB AĞUSTOS 2017, 2016 MAHSULÜ "MÜSTAHSİLDEN TACİRE SATIŞ" KABUKLU FINDIK MİKTARININ 23.649 KG'I ARALIK 2017 "MÜSTAHSİL SATIŞ" MİKTARINDAN GELMEKTEDİR. AĞUSTOS 2017 AYININ TESCİL MİKTARI 410.735 KG'DİR.

TERME AĞUSTOS 2017, 2016 MAHSULÜ "MÜSTAHSİLDEN TACİRE SATIŞ" KABUKLU FINDIK MİKTARININ 337.953 KG'I ARALIK 2017 "MÜSTAHSİL SATIŞ" MİKTARINDAN GELMEKTEDİR.


*DÜZCE TİCARET BORSASI AĞUSTOS AYI "MÜSTAHSİLDEN TACİRE SATIŞ" KABUKLU FINDIK MİKTARININ 5.643.740 KG'I 6736 SAYILI KANUN KAPSAMINDA İŞLEM GÖRMÜŞ OLUP 2016 MAHSULÜ MÜSTAHSİLDEN TACRE SATIŞ MİKTARINA DAHİL EDİLMEMİŞTİR.

*DÜZCE TİCARET BORSASI EYLÜL AYI "MÜSTAHSİLDEN TACİRE SATIŞ" KABUKLU FINDIK MİKTARININ 5.770.000 KG'I 6736 SAYILI KANUN KAPSAMINDA İŞLEM GÖRMÜŞ OLUP 2016 MAHSULÜ MÜSTAHSİLDEN TACRE SATIŞ MİKTARINA DAHİL EDİLMEMİŞTİR.

* 2016 yılı findik rekolte tahmini tek elden yani Gıda, Tarım ve Havacılık Bakanlığı tarafından açıklanmıştır.

* 6736 SAYILI KANUN KAPSAMINDA STOK AFFINDAN BÜTÜN BORSALARDA 75.530.005 KG FINDIK TESCİLLENMİŞTİR.

ORDU TİCARET BORSASI



TAHMİNİ REKOLTE 646.000 TON / KABUKLU

2015 MAHSULÜ "MÜSTAHSİLDEN TACİRE SATIŞ" KABUKLU FINDIK SATIŞLARI FINDIK YETİŞTİRİLEN YÖRELERDEKİ BORSALARDA TESCİLLENEN MİKTAR(KG) MAHSUL YILI ESAS ALINMIŞTIR (01 EYLÜL - 31 AĞUSTOS)

	Ağu.15	Eyl.15	Eki.15	Kas.15	Ara.15	Oca.16	Şub.16	Mar.16	Nis.16	May.16	Haz.16	Tem.16	Ağu.16	TOPLAM
ORDU	6.330.877	22.096.194	16.234.459	10.721.729	10.716.379	5.334.693	5.749.441	5.573.930	4.402.239	4.459.022	6.186.248	3.158.940	1.765.101	102.729.252
FATSA	2.024.546	8.394.898	4.743.802	2.597.941	2.612.637	1.009.039	1.493.157	1.481.554	910.406	1.042.671	1.614.473	818.889	2.000	28.746.013
ÜNYE	1.040.224	8.276.419	5.511.806	4.377.513	5.459.087	1.776.600	3.416.919	2.601.387	2.095.324	2.250.261	3.973.909	804.528	0	41.583.977
GİRESUN	2.591.622	12.111.819	10.000.712	9.089.481	6.072.123	3.837.381	4.967.800	4.060.802	4.060.263	6.850.481	5.918.859	2.129.532	415.120	72.105.995
TRABZON	2.256.295	8.469.738	4.928.214	4.197.337	1.963.184	1.837.228	2.015.533	2.363.554	1.677.842	4.138.185	3.539.315	211.406	0	37.597.831
RİZE	46.635	222.120	163.244	227.427	305.390	79.926	462.523	435.584	47.668	195.493	5.160	423	0	2.191.593
TERME	1.297.842	3.678.185	2.462.540	1.804.437	1.329.351	600.660	1.096.461	1.103.072	1.048.505	803.414	945.695	445.900	158.904	16.774.966
ÇARŞAMBA	1.246.081	10.211.822	9.158.945	6.486.615	4.195.490	4.365.312	5.384.770	3.616.664	2.832.353	3.007.848	2.517.501	2.040.190	0	55.063.591
SAMSUN	449.393	3.907.328	3.259.224	2.449.146	1.154.273	1.957.948	1.522.318	1.095.638	1.304.194	1.599.441	1.399.422	359.742	0	20.458.067
BAFRA	0	0	0	0	0	0	0	0	0	0	0	0	0	0
KASTAMONU	0	0	0	24.208	115.855	135.115	11.280	113.265	12.720	70.150	50.960	0	0	533.553
DÜZCE	8.555.911	23.102.600	11.411.189	12.870.221	9.052.041	2.884.040	3.360.205	2.695.334	5.843.496	6.676.783	5.370.035	910.479	0	92.732.334
AKYAZI	1.939.661	1.916.853	1.650.258	2.342.864	708.821	597.245	385.999	455.483	894.126	536.691	1.198.976	529.965	0	13.156.942
SAKARYA	7.894.438	19.969.758	9.234.021	12.342.291	4.573.580	3.800.335	4.712.857	6.001.269	3.943.383	5.886.003	7.338.691	3.312.314	0	89.008.940
İSTANBUL	1.786.535	5.205.913	6.936.760	2.539.384	3.634.415	1.897.109	1.829.439	2.296.632	213.265	197.450	0	0	0	26.536.902
TOPLAM	37.460.060	127.563.647	85.695.174	72.070.594	51.892.626	30.112.631	36.408.702	33.894.168	29.285.784	37.713.893	40.059.244	14.722.308	2.341.125	599.219.956

OTB AĞUSTOS 2015 MAHSULÜ "MÜSTAHSİLDEN TACİRE SATIŞ" KABUKLU FINDIK MİKTARININ 43.916 KG'İ TEMMUZ 2015 "MÜSTAHSİL SATIŞ" MİKTARINDAN GELMEKTEDİR. AĞUSTOS 2015 AYININ TESCİL MİKTARI 6.286.961 KG'DİR.

OTB AĞUSTOS 2016 "2015 MAHSULÜ MÜSTAHSİLDEN TACİRE SATIŞ" KABUKLU FINDIK MİKTARININ 223.672 KG'İ EYLÜL 2016, 35.937 KG'İ EKİM 2016, 16.290 KG'İ KASIM 2016 "MÜSTAHSİL SATIŞ" MİKTARINDAN GELMEKTEDİR. 2015 MASULÜ AĞUSTOS 2016 AYININ TESCİL MİKTARI 1.489.202 KG'DİR.

GTB AĞUSTOS 2016 "2015 MAHSULÜ MÜSTAHSİLDEN TACİRE SATIŞ" KABUKLU FINDIK MİKTARININ 3.324 KG'İ EYLÜL 2016, 66.305 KG'İ EKİM 2016, 26.578 KG'İ KASIM 2016 "MÜSTAHSİL SATIŞ" MİKTARINDAN GELMEKTEDİR. 2015 MASULÜ AĞUSTOS 2016 AYININ TESCİL MİKTARI 318.913 KG'DİR.


2015 mahsulü için tahmini rekolte TZOB tarafından 590.394 Ton/Kabuklu olarak açıklanmıştır.

2015 mahsulü için tahmini rekolte KIB tarafından 733.246 Ton/Kabuklu olarak açıklanmıştır.

2015 mahsulü için tahmini rekolte Gıda Tarım ve Hayvancılık Bakanlığı tarafından 680.286 Ton/Kabuklu olarak açıklanmıştır.

2015 mahsulü için TÜİK tarafından ilk 585.000 Ton/Kabuklu olarak açıklanan tahmini rekolte, 646.000 Ton/Kabuklu olarak revize edilmiştir.

ORDU TİCARET BORSASI



TAHMINİ REKOLTE 411.647 TON / KABUKLU

2014 MAHSULÜ "MÜSTAHSİLDEN TACİRE SATIŞ" KABUKLU FINDIK SATIŞLARI FINDIK YETİŞTİRİLEN YÖRELERDEKİ BORSALARDA TESCİLLENEN MİKTAR(KG)

MAHSUL YILI ESAS ALINMIŞTIR (01 EYLÜL - 31 AĞUSTOS)


	Ağu.14	Eyl.14	Eki.14	Kas.14	Ara.14	Oca.15	Şub.15	Mar.15	Nis.15	May.15	Haz.15	Tem.15	Ağu.15	TOPLAM
ORDU	3.977.475	5.143.089	4.508.642	6.223.604	8.586.460	2.945.863	3.368.843	4.331.668	3.051.488	1.572.159	1.455.372	1.259.723	157.555	46.581.941
FATSA	2.189.280	2.477.025	1.653.533	2.233.685	2.982.020	702.258	654.604	1.566.623	512.041	458.943	361.343	119.302	0	15.910.657
ÜNYE	1.417.612	2.537.602	2.111.986	2.040.768	2.632.000	996.517	914.497	1.043.397	1.137.306	288.906	267.378	395.649	0	15.783.618
GİRESUN	5.307.692	9.582.720	6.063.884	6.725.593	6.688.740	3.711.174	3.033.049	2.711.267	1.403.003	1.101.527	410.338	284.492	18.433	47.041.912
TRABZON	2.595.078	5.016.313	3.707.797	4.300.869	4.759.029	2.354.601	2.326.480	2.418.548	1.004.772	294.050	247.189	151.660	0	29.176.386
RİZE	252.841	442.680	394.695	337.598	56.664	1.374	135.955	22.222	15.778	0	50.515	0	0	1.710.322
TERME	1.534.577	1.722.695	586.893	1.571.697	2.465.778	807.227	672.389	1.419.412	510.968	833.546	731.346	1.066.636	0	13.923.164
ÇARŞAMBA	3.840.109	12.140.701	7.465.391	7.879.620	5.165.291	2.686.582	2.495.976	2.612.897	1.378.838	1.142.165	1.658.969	889.889	0	49.356.428
SAMSUN	847.922	1.614.893	1.456.302	1.345.829	1.364.300	458.808	938.477	842.893	609.593	383.790	229.140	21.603	0	10.113.550
BAFRA	0	0	0	0	0	0	0	0	0	0	0	0	0	0
KASTAMONU	0	0	2.830	0	0	0	0	22.740	0	0	0	0	0	25.570
DÜZCE	13.802.653	22.031.010	10.150.684	12.540.814	15.004.620	6.789.682	3.422.812	3.935.132	1.789.589	1.403.009	1.880.742	291.402	0	93.042.149
AKYAZI	1.882.195	2.756.028	1.561.987	1.279.907	865.700	698.168	755.315	384.822	344.380	99.071	228.564	21.913	0	10.878.050
SAKARYA	21.818.373	39.618.494	11.254.353	15.473.276	12.197.112	8.361.551	6.591.700	6.736.158	3.031.186	4.648.203	2.916.388	1.192.489	0	133.839.283
İSTANBUL	2.027.373	3.777.030	3.151.780	3.154.257	5.437.203	560.006	1.651.516	1.138.168	1.582.844	1.178.080	336.916	0	0	23.995.173
TOPLAM	61.493.180	108.860.280	54.070.757	65.107.517	68.204.917	31.073.811	26.961.613	29.185.947	16.371.786	13.403.449	10.774.200	5.694.758	175.988	491.378.202

*OTB AĞUSTOS 2014 MAHSULÜ "MÜSTAHSİLDEN TACİRE SATIŞ" KABUKLU FINDIK MİKTARININ 88.524 KG'İ TEMMUZ 2014 "MÜSTAHSİL SATIŞ" MİKTARINDAN GELMEKTEDİR.

*GTB AĞUSTOS 2014 MAHSULÜ "MÜSTAHSİLDEN TACİRE SATIŞ" KABUKLU FINDIK MİKTARININ 41.398 KG'İ TEMMUZ 2014 "MÜSTAHSİL SATIŞ" MİKTARINDAN GELMEKTEDİR.

381.042 Ton/Kabuklu olarak açıklanan ilk tahmini rekolte Gıda Tarım ve Hayvancılık Bakanlığı tarafından 411.647 Ton/Kabuklu olarak revize edilmiştir.

ORDU TİCARET BORSASI




TAHMİNİ REKOLTE 572.385 TON / KABUKLU

2013 MAHSULÜ "MÜSTAHSİLDEN TACİRE SATIŞ" KABUKLU FINDIK SATIŞLARI FINDIK YETİŞTİRİLEN YÖRELERDEKİ BORSALARDA TESCİLLENEN MİKTAR(KG)

MAHSUL YILI ESAS ALINMIŞTIR (01 EYLÜL - 31 AĞUSTOS)

	Ağu.13	Eyl.13	Eki.13	Kas.13	Ara.13	Oca.14	Şub.14	Mar.14	Nis.14	May.14	Haz.14	Tem.14	Ağu.14	TOPLAM
ORDU	15.710.640	31.378.916	20.772.756	18.974.378	19.070.002	10.259.071	8.980.241	8.066.358	7.974.955	6.164.398	3.800.762	2.139.405	32.270	153.324.152
FATSA	6.838.444	6.708.657	3.054.346	2.826.578	2.549.995	1.915.807	2.054.686	2.684.328	2.213.025	1.322.330	761.097	439.906	0	33.369.199
ÜNYE	4.948.841	9.920.928	5.264.630	4.779.860	6.174.225	3.593.960	3.346.261	3.860.794	2.511.672	1.067.635	1.576.408	909.637	0	47.954.851
GİRESUN	9.681.283	22.583.717	18.506.826	15.645.654	8.784.487	6.205.586	5.188.359	4.402.855	6.715.335	3.215.929	2.099.730	1.333.706	94.710	104.458.177
TRABZON	3.407.342	10.635.171	7.801.337	5.916.475	5.074.909	3.328.557	3.016.116	2.163.549	1.873.868	1.374.187	291.699	256.243	0	45.139.453
RİZE	239.477	230.410	550.075	1.048.426	636.662	39.136	205.698	160.338	31.591	40.000	0	0	0	3.181.813
TERME	2.841.073	5.301.875	3.204.224	2.649.111	2.170.653	473.623	1.058.595	1.181.365	453.341	652.761	829.964	87.502	0	20.904.087
ÇARŞAMBA	4.486.492	14.087.137	8.864.890	5.692.672	4.639.447	2.779.394	2.184.150	1.765.787	1.616.572	513.538	439.972	373.582	0	47.443.633
SAMSUN	1.462.759	5.711.706	4.198.261	2.655.134	1.855.096	1.349.469	916.703	1.098.090	642.257	502.212	629.072	304.305	0	21.325.064
BAFRA	0	0	0	0	0	0	0	0	0	0	0	0	0	0
KASTAMONU	0	0	0	14.230	0	0	0	0	0	0	0	0	0	14.230
DÜZCE	11.561.825	27.449.309	10.206.261	16.119.444	7.772.176	4.883.872	4.950.383	3.049.810	1.790.267	1.792.920	1.163.581	635.625	0	91.375.473
AKYAZI	1.972.133	2.392.044	793.423	806.528	1.020.297	570.387	178.774	306.177	382.925	148.227	80.055	132.841	0	8.783.811
SAKARYA	8.677.048	23.179.417	10.035.323	9.663.737	6.491.852	3.670.650	4.254.414	4.467.277	2.652.168	1.113.825	1.653.251	634.429	342.667	76.836.058
İSTANBUL	39.710	5.510.362	5.862.454	2.278.095	497.724	1.504.014	0	0	0	0	23.010	0	0	15.715.369
TOPLAM	71.867.067	165.089.649	99.114.806	89.070.322	66.737.525	40.573.526	36.334.380	33.206.728	28.857.976	17.907.962	13.348.601	7.247.181	469.647	669.825.370

ORDU TİCARET BORSASI




TAHMİNİ REKOLTE 707.396 TON / KABUKLU

2012 MAHSULÜ "MÜSTAHSİLDEN TACİRE SATIŞ" KABUKLU FINDIK SATIŞLARI FINDIK YETİŞTİRİLEN YÖRELERDEKİ BORSALARDA TESCİLLENEN MİKTAR(KG) MAHSUL YILI ESAS ALINMIŞTIR (01 EYLÜL - 31 AĞUSTOS)

	Ağu.12	Eyl.12	Eki.12	Kas.12	Ara.12	Oca.13	Şub.13	Mar.13	Nis.13	May.13	Haz.13	Tem.13	Ağu.13	TOPLAM
ORDU	6.700.283	25.986.910	16.476.783	13.325.527	17.880.000	9.357.766	10.977.013	10.725.809	6.773.174	5.397.984	4.288.234	2.663.632	10.000	130.563.115
FATSA	1.894.099	6.634.426	2.953.909	1.765.930	2.149.196	1.515.367	2.010.598	2.090.152	1.536.351	1.195.234	1.141.461	399.027	0	25.285.750
ÜNYE	1.414.759	7.213.082	4.080.057	2.938.891	3.014.876	2.169.175	2.508.297	3.362.252	1.552.368	1.004.564	2.372.486	1.169.521	0	32.800.328
GİRESUN	3.675.082	22.199.483	12.964.576	14.052.971	10.333.016	8.192.189	7.207.042	8.388.769	4.726.644	3.847.767	1.383.157	675.017	10.000	97.655.713
TRABZON	1.887.089	8.112.501	5.344.229	5.988.759	7.077.739	4.567.866	4.841.532	4.769.208	2.297.386	1.960.957	1.632.505	112.715	0	48.592.486
RİZE	20.746	144.901	250.673	546.399	420.043	38.116	297.405	0	0	11.000	25.000	0	0	1.754.283
TERME	1.233.026	3.883.108	1.977.088	2.352.531	3.146.319	1.976.480	2.693.177	2.304.089	777.243	530.121	638.001	418.775	0	21.929.958
ÇARŞAMBA	1.602.824	14.351.700	8.597.341	6.754.772	6.326.386	4.239.056	3.418.955	2.617.021	1.271.635	1.397.627	757.853	406.567	0	51.741.737
SAMSUN	93.400	1.898.557	1.555.583	1.377.600	1.294.341	1.143.334	760.314	1.024.244	358.095	244.737	291.611	37.750	0	10.079.566
BAFRA	0	0	0	0	0	0	0	0	0	0	0	0	0	0
KASTAMONU	0	0	0	52.044	11.330	0	0	0	0	0	0	0	0	63.374
DÜZCE	11.141.296	46.170.101	24.504.313	16.880.141	13.002.122	3.676.133	5.208.368	5.492.043	3.199.346	3.393.218	2.490.363	828.638	0	135.986.082
AKYAZI	2.198.025	4.383.103	1.476.239	1.710.416	583.667	119.550	143.954	284.452	54.828	185.147	193.379	73.879	0	11.406.639
SAKARYA	11.945.482	55.499.135	23.277.862	12.912.057	11.189.916	5.869.885	5.567.747	7.348.582	3.181.548	3.446.915	2.939.674	854.812	0	144.033.615
TOPLAM	43.806.111	196.477.007	103.458.653	80.658.038	76.428.951	42.864.917	45.634.402	48.406.621	25.728.618	22.615.271	18.153.724	7.640.333	20.000	711.892.646

ORDU TİCARET BORSASI




TAHMİNİ REKOLTE 452.847 TON / KABUKLU

2011 MAHSULÜ "MÜSTAHSİLDEN TACİRE SATIŞ" KABUKLU FINDIK SATIŞLARI FINDIK YETİŞTİRİLEN YÖRELERDEKİ BORSALARDA TESCİLLENEN MİKTAR(KG) MAHSUL YILI ESAS ALINMIŞTIR (01 EYLÜL - 31 AĞUSTOS)

	Ağu.11	Eyl.11	Eki.11	Kas.11	Ara.11	Oca.12	Şub.12	Mar.12	Nis.12	May.12	Haz.12	Tem.12	Ağu.12	TOPLAM
ORDU	237.369	16.200.824	22.462.568	14.057.837	14.193.084	5.537.264	7.279.242	5.992.132	5.786.483	4.086.747	4.100.909	3.808.087	298.823	104.041.369
FATSA	110.686	7.066.302	4.255.265	2.091.822	2.062.419	1.466.311	1.477.331	1.138.840	1.337.529	926.884	1.234.439	112.469	0	23.280.297
ÜNYE	308.717	8.361.412	6.807.605	3.766.742	4.566.127	1.735.397	2.186.270	2.459.624	1.979.915	1.030.997	1.094.669	818.602	0	35.116.077
GİRESUN	171.011	13.820.985	15.701.623	9.755.874	7.716.292	3.402.754	2.889.581	2.527.848	2.830.834	2.621.982	2.725.331	1.589.694	196.545	65.950.354
TRABZON	110.907	5.677.649	8.163.530	5.616.912	9.042.403	2.553.742	1.751.850	1.358.511	1.397.035	1.394.454	2.083.773	450.529	59.768	39.661.063
RİZE	108.688	623.816	454.141	500.655	523.315	377.456	0	26.846	541	19.652	188.233	0	6.934	2.830.277
TERME	112.733	7.343.038	3.870.191	2.242.965	4.045.890	1.524.224	1.272.138	1.594.648	616.907	271.123	361.702	457.875	0	23.713.434
ÇARŞAMBA	142.788	12.286.406	9.695.652	5.636.075	3.737.705	2.141.468	2.883.804	1.777.590	1.321.453	740.871	571.820	11.297	0	40.946.929
SAMSUN	0	3.345.984	2.627.113	1.589.998	1.399.144	570.220	918.429	909.702	601.290	121.910	24.660	35.760	0	12.144.210
BAFRA	0	0	0	0	0	0	0	0	0	0	0	0	0	0
KASTAMONU	0	0	0	8.230	26.680	0	0	9.670	3.540	0	0	0	0	48.120
DÜZCE	2.291.446	12.628.101	15.907.280	10.746.434	7.789.429	2.871.441	3.220.389	2.901.757	2.950.785	2.096.122	1.468.968	685.044	74.000	65.631.196
AKYAZI	657.397	1.127.902	551.766	636.701	380.678	235.575	311.497	303.661	79.938	135.269	65.450	451.668	0	4.937.502
SAKARYA	1.308.050	13.286.357	10.888.827	6.821.977	4.793.363	1.859.313	2.288.975	2.764.772	2.696.877	1.922.964	1.795.304	1.255.957	345.300	52.028.036
TOPLAM	5.559.792	101.768.776	101.385.561	63.472.222	60.276.529	24.275.165	26.479.506	23.765.601	21.603.127	15.368.975	15.715.258	9.676.982	981.370	470.328.864

ORDU TİCARET BORSASI




TAHMİNİ REKOLTE 655.210 TON / KABUKLU

2010 MAHSULÜ "MÜSTAHSİLDEN TACİRE SATIŞ" KABUKLU FINDIK SATIŞLARI FINDIK YETİŞTİRİLEN YÖRELERDEKİ BORSALARDA TESCİLLENEN MİKTAR(KG) MAHSUL YILI ESAS ALINMIŞTIR (01 EYLÜL - 31 AĞUSTOS)

	Ağu.10	Eyl.10	Eki.10	Kas.10	Ara.10	Oca.11	Şub.11	Mar.11	Nis.11	May.11	Haz.11	Tem.11	Ağu.11	TOPLAM
ORDU	13.865.102	29.392.383	22.025.299	15.775.715	14.602.400	8.426.144	9.658.239	11.595.028	5.633.757	8.503.050	6.380.632	4.252.052	1.694.448	151.804.249
FATSA	3.089.195	5.128.583	2.775.819	2.179.449	2.165.069	1.345.304	1.722.662	2.271.744	1.015.312	1.808.671	1.981.637	255.994	0	25.739.439
ÜNYE	2.907.288	11.004.382	5.686.875	4.738.072	4.617.588	1.942.377	2.521.028	2.493.813	1.570.895	1.724.570	1.428.697	1.532.057	0	42.167.642
GİRESUN	5.700.352	11.643.505	8.513.214	6.349.015	7.722.514	6.144.848	6.280.744	4.751.077	2.934.910	4.380.014	3.143.123	1.676.639	319.444	69.559.399
TRABZON	1.709.964	4.111.711	4.397.566	4.290.748	6.089.833	2.288.790	2.040.455	1.928.292	1.818.565	840.420	1.671.742	145.787	0	31.333.873
RİZE	18.081	608.305	457.926	576.024	604.147	2.470	70.377	0	150.000	0	0	111.100	32.322	2.630.752
TERME	1.824.357	4.740.470	5.436.801	4.326.606	4.628.711	1.962.099	1.547.421	2.856.751	1.038.832	413.214	447.579	383.757	0	29.606.598
ÇARŞAMBA	1.377.910	12.235.425	8.373.155	5.220.237	4.892.396	3.089.291	2.847.724	2.775.741	1.009.905	1.522.157	299.174	557.551	10.600	44.211.266
SAMSUN	492.432	2.216.736	2.654.039	2.203.509	1.251.413	881.371	1.176.375	1.290.188	723.514	484.559	461.345	4.750	0	13.840.231
BAFRA	0	0	0	0	365	0	0	0	31.805	0	0	0	0	32.170
KASTAMONU	250.200	721.030	719.800	13.860	13.050	0	0	0	17.500	0	0	0	0	1.735.440
DÜZCE	11.115.660	23.587.647	21.370.923	15.519.945	11.013.280	6.641.142	4.121.847	4.715.337	2.265.178	1.079.657	1.843.938	222.870	41.070	103.538.494
AKYAZI	2.412.683	1.909.828	1.120.648	734.770	408.943	326.280	186.460	603.544	27.780	22.383	65.623	0	0	7.818.942
SAKARYA	11.685.132	28.773.165	21.509.737	12.444.589	11.004.202	5.450.641	5.575.611	7.008.419	3.206.060	3.605.285	2.406.287	739.094	0	113.408.222
TOPLAM	56.448.356	136.073.170	105.041.802	74.372.539	69.013.911	38.500.757	37.748.943	42.289.934	21.444.013	24.383.980	20.129.777	9.881.651	2.097.884	637.426.717

ORDU TİCARET BORSASI




TAHMİNİ REKOLTE 490.877 TON / KABUKLU

2009 MAHSULÜ "MÜSTAHSİLDEN TACİRE SATIŞ" KABUKLU FINDIK SATIŞLARI FINDIK YETİŞTİRİLEN YÖRELERDEKİ BORSALARDA TESCİLLENEN MİKTAR(KG) MAHSUL YILI ESAS ALINMIŞTIR (01 EYLÜL - 31 AĞUSTOS)

	Ağu.09	Eyl.09	Eki.09	Kas.09	Ara.09	Oca.10	Şub.10	Mar.10	Nis.10	May.10	Haz.10	Tem.10	Ağu.10	TOPLAM
ORDU	3.034.843	12.027.146	12.345.715	11.131.922	10.707.782	4.632.365	5.489.569	5.698.481	2.786.595	2.980.636	3.710.503	1.294.690	83.247	75.923.494
FATSA	2.239.317	5.943.644	3.954.284	2.825.793	2.751.354	1.262.851	1.123.901	1.736.124	648.052	406.153	634.454	253.898	3.058	23.782.883
ÜNYE	688.468	4.978.117	3.932.574	2.924.590	4.578.565	1.096.708	1.183.951	2.475.143	1.010.708	800.632	641.013	207.031	0	24.517.500
GİRESUN	2.988.424	14.166.065	13.253.521	9.396.148	8.336.374	5.561.555	3.881.722	5.415.467	3.432.184	2.430.345	1.894.297	653.772	85.026	71.494.900
TRABZON	2.413.602	5.556.476	6.053.882	5.586.178	7.780.335	2.724.394	1.425.866	2.225.468	1.877.529	1.717.959	975.986	160.847	0	38.498.522
RİZE	0	287.647	242.538	553.968	40.100	0	173.413	29.264	0	0	0	0	0	1.326.930
TERME	2.104.092	4.736.961	2.808.045	3.612.453	1.543.547	1.422.552	689.905	1.802.562	462.351	325.493	380.466	243.349	171.797	20.303.573
ÇARŞAMBA	1.316.468	9.872.966	7.275.212	3.604.108	3.008.484	1.809.436	2.257.906	2.245.825	704.106	532.654	989.494	34.378	0	33.651.037
SAMSUN	300.084	1.449.490	1.547.886	684.184	1.084.323	517.979	378.301	737.584	315.397	497.045	12.974	9.726	0	7.534.973
BAFRA	0	0	0	0	0	0	0	0	0	0	0	0	0	0
KASTAMONU	28.500	357.300	599.230	9.380	614.800	0	387.400	0	0	0	85.700	0	0	2.082.310
DÜZCE	11.255.896	17.777.478	14.175.828	8.986.484	8.095.795	3.092.550	5.278.393	4.435.780	1.453.737	675.136	730.582	978.722	0	76.936.381
AKYAZI	1.166.055	1.615.983	770.038	310.519	325.653	120.515	131.246	45.540	24.856	101.643	7.420	283.263	0	4.902.731
SAKARYA	5.671.943	15.724.574	10.278.086	9.680.817	6.477.291	2.652.841	3.686.603	3.133.965	1.457.124	1.457.124	363.479	1.084.565	0	61.668.412
TOPLAM	33.207.692	94.493.847	77.236.839	59.306.544	55.344.403	24.893.746	26.088.176	29.981.203	14.172.639	11.924.820	10.426.368	5.204.241	343.128	442.623.646

ORDU TİCARET BORSASI




TAHMİNİ REKOLTE 804.546 TON / KABUKLU

2008 MAHSULÜ "MÜSTAHSİLDEN TACİRE SATIŞ" KABUKLU FINDIK SATIŞLARI FINDIK YETİŞTİRİLEN YÖRELERDEKİ BORSALARDA TESCİLLENEN MİKTAR(KG) MAHSUL YILI ESAS ALINMIŞTIR (01 EYLÜL - 31 AĞUSTOS)

	Ağu.08	Eyl.08	Eki.08	Kas.08	Ara.08	Oca.09	Şub.09	Mar.09	Nis.09	May.09	Haz.09	Tem.09	Ağu.09	TOPLAM
ORDU	11.321	6.933.987	26.881.301	31.940.512	27.736.231	23.211.809	22.821.801	14.185.946	5.190.418	4.492.124	2.559.868	3.019.103	2.853.721	171.838.142
FATSA	0	2.918.250	14.411.503	13.451.553	9.349.451	10.683.535	10.862.041	2.074.459	867.730	880.266	819.874	396.919	535.775	67.251.356
ÜNYE	0	2.211.960	11.034.371	5.927.439	5.380.207	4.050.647	1.853.575	2.078.146	1.765.349	1.346.360	1.235.831	979.684	1.781.008	39.644.577
GİRESUN	0	4.080.842	26.056.041	29.359.206	25.472.283	25.396.835	23.512.676	7.139.483	4.790.084	3.408.517	2.119.563	1.229.758	1.430.173	153.995.461
TRABZON	0	573.441	7.775.356	11.142.506	11.374.434	14.768.337	11.634.901	4.519.441	2.673.279	1.736.379	2.036.653	2.172.288	971.463	71.378.478
RİZE	0	0	271.538	1.307.467	1.609.010	1.403.409	1.702.537	180.531	158.851	118.580	61.924	0	0	6.813.847
TERME	0	2.987.247	7.871.262	4.729.394	4.111.385	5.230.007	4.862.307	1.647.395	924.111	631.335	46.259	377.192	576.605	33.994.499
ÇARŞAMBA	0	1.853.979	17.041.636	12.603.967	9.253.575	5.643.384	4.908.470	1.602.957	1.660.607	709.904	299.635	834.986	678.823	57.091.923
SAMSUN	0	783.563	4.192.693	4.040.666	2.947.125	2.261.069	1.521.961	709.208	481.241	314.345	108.636	242.189	79.100	17.681.796
BAFRA	0	0	583.738	1.644.359	0	1.563.077	40.108	0	0	0	0	0	0	3.831.282
KASTAMONU	0	324.360	82.596	410.750	184.900	266.500	0	250.400	0	0	0	0	0	1.519.506
DÜZCE	0	9.293.158	30.537.771	24.198.106	20.651.275	17.709.804	15.432.194	3.489.547	1.588.766	1.963.451	789.332	1.456.263	570.664	127.680.331
AKYAZI	0	1.182.679	2.673.368	1.672.150	2.014.272	1.427.080	1.791.284	14.543	9.893	0	0	0	181.116	10.966.385
SAKARYA	0	12.046.634	28.362.496	19.321.305	14.912.318	13.832.322	14.580.715	2.265.259	2.594.169	1.469.099	850.554	1.266.748	732.259	112.233.878
TOPLAM	11.321	45.190.100	177.775.670	161.749.380	134.996.466	127.447.815	115.524.570	40.157.315	22.704.498	17.070.360	10.928.129	11.975.130	10.390.707	875.921.461

ORDU TİCARET BORSASI




TAHMİNİ REKOLTE 498.712 TON / KABUKLU

2007 MAHSULÜ "MÜSTAHSİLDEN TACİRE SATIŞ" KABUKLU FINDIK SATIŞLARI FINDIK YETİŞTİRİLEN YÖRELERDEKİ BORSALARDA TESCİLLENEN MİKTAR(KG) MAHSUL YILI ESAS ALINMIŞTIR (01 EYLÜL - 31 AĞUSTOS)

	Ağu.07	Eyl.07	Eki.07	Kas.07	Ara.07	Oca.08	Şub.08	Mar.08	Nis.08	May.08	Haz.08	Tem.08	Ağu.08	TOPLAM
ORDU	512.005	11.590.688	31.419.224	21.519.157	13.045.389	10.558.456	5.986.138	4.464.966	5.741.241	5.423.421	6.066.797	6.207.105	2.311.625	124.846.212
FATSA	0	3.800.133	9.952.484	4.910.572	3.462.364	3.024.890	1.251.629	1.720.682	1.588.505	1.712.206	1.374.578	1.023.318	692.569	34.513.930
ÜNYE	0	1.815.934	8.777.260	4.245.968	3.079.745	2.333.387	1.658.548	1.163.116	2.025.674	1.453.295	1.377.152	814.290	272.631	29.017.000
GİRESUN	0	5.589.827	23.574.323	13.052.763	9.380.340	7.390.907	5.862.350	3.375.631	4.060.454	3.299.985	2.289.511	1.084.184	359.684	79.319.959
TRABZON	0	1.806.470	10.209.819	8.534.214	4.905.081	6.816.573	2.103.863	1.885.494	2.900.464	1.191.148	945.323	888.070	45.189	42.231.708
RİZE	0	26.884	792.380	177.652	390.112	346.393	0	157	0	0	28.000	0	0	1.761.578
TERME	0	2.089.142	5.786.960	1.841.968	1.364.104	2.886.771	592.367	1.051.263	623.340	401.456	755.106	1.224.148	589.028	19.205.653
ÇARŞAMBA	0	1.155.201	10.828.752	5.910.962	4.468.506	7.170.060	1.476.184	1.395.301	1.416.554	948.112	785.763	934.781	217.241	36.707.417
SAMSUN	0	306.624	2.805.992	1.611.551	1.056.851	980.669	387.562	362.230	312.229	452.951	322.409	179.581	41.680	8.820.329
BAFRA	0	0	0	0	70.289	400	0	0	0	0	0	0	0	70.689
KASTAMONU	0	0	0	0	0	147.700	35.170	0	0	0	0	0	0	182.870
DÜZCE	0	16.250.806	34.470.764	12.826.290	9.348.690	4.868.990	2.841.294	3.094.082	2.472.516	2.279.848	1.267.965	1.235.010	771.678	91.727.933
AKYAZI	0	1.684.426	3.791.607	1.367.749	422.452	333.741	79.650	165.932	40.505	60.260	38.489	50.993	170.490	8.206.294
ADAPAZARI	0	9.838.049	29.774.850	13.460.549	7.234.115	4.683.597	2.936.145	2.318.594	2.030.171	2.421.501	1.643.693	882.879	598.085	77.822.228
TOPLAM	512.005	55.954.184	172.184.415	89.459.395	58.228.038	51.542.534	25.210.900	20.997.448	23.211.653	19.644.183	16.894.786	14.524.359	6.069.900	554.433.800

ORDU TİCARET BORSASI




TAHMİNİ REKOLTE 650.000 TON / KABUKLU

2006 MAHSULÜ "MÜSTAHSİLDEN TACİRE SATIŞ" KABUKLU FINDIK SATIŞLARI FINDIK YETİŞTİRİLEN YÖRELERDEKİ BORSALARDA TESCİLLENEN MİKTAR(KG) MAHSUL YILI ESAS ALINMIŞTIR (01 EYLÜL - 31 AĞUSTOS)

	Ağu.06	Eyl.06	Eki.06	Kas.06	Ara.06	Oca.07	Şub.07	Mar.07	Nis.07	May.07	Haz.07	Tem.07	Ağu.07	TOPLAM
ORDU	414.548	5.200.350	23.858.118	25.796.569	21.679.243	13.154.948	7.397.172	8.352.440	9.644.341	10.038.584	6.822.508	5.665.690	4.358.142	142.382.653
FATSA	0	1.809.675	12.299.564	14.549.048	13.690.199	4.293.797	1.793.071	2.256.946	2.075.876	1.939.593	2.362.202	1.932.126	1.522.490	60.524.587
ÜNYE	0	649.173	12.781.442	7.928.568	3.301.758	3.587.155	1.414.425	3.089.761	3.987.966	1.845.553	1.544.722	1.139.480	888.923	42.158.926
GİRESUN	0	3.060.453	19.731.660	27.897.052	25.410.868	12.559.395	6.277.509	6.013.001	6.488.656	5.526.062	3.907.432	3.317.553	2.272.728	122.462.369
TRABZON	0	806.583	8.376.791	15.373.538	15.545.660	8.568.996	3.311.220	3.990.085	3.752.278	1.789.263	1.304.549	2.114.069	491.187	65.424.219
RİZE	0	0	210.672	273.201	284.310	337.672	102.979	49.929	90.134	30.239	21.160	0	0	1.400.296
TERME	0	1.963.764	7.626.245	3.051.370	1.431.963	1.186.935	1.204.159	1.384.703	1.311.828	1.543.001	1.132.511	810.757	789.384	23.436.620
ÇARŞAMBA	0	498.261	11.809.914	18.127.220	14.815.742	5.119.187	3.284.250	2.104.066	2.957.216	1.583.571	1.612.545	958.710	737.956	63.608.638
SAMSUN	0	142.441	3.631.283	3.570.379	2.579.426	1.505.989	933.312	744.244	887.407	411.399	362.653	216.604	176.892	15.162.029
BAFRA	0	0	538.932	1.349.301	1.264.508	409.710	0	0	0	0	0	0	0	3.562.451
KASTAMONU	0	0	0	0	2.500	0	127.750	0	0	0	0	0	0	130.250
DÜZCE	240.170	11.656.342	28.504.050	29.280.396	26.895.791	6.393.396	4.674.305	4.213.392	6.070.578	3.224.114	3.406.183	2.824.431	2.045.149	129.428.297
AKYAZI	0	983.180	2.659.202	2.984.488	3.444.353	367.102	246.568	219.857	140.831	21.680	325.034	26.434	281.280	11.700.009
ADAPAZARI	0	7.249.922	27.705.461	31.112.298	20.132.457	9.491.138	4.357.773	6.820.680	3.747.694	3.206.151	3.775.056	3.028.314	991.390	121.618.334
TOPLAM	654.718	34.020.144	159.733.334	181.293.428	150.478.778	66.975.420	35.124.493	39.239.104	41.154.805	31.159.210	26.576.555	22.034.168	14.555.521	802.999.678

ORDU TİCARET BORSASI



TAHMİNİ REKOLTE 547.820 TON / KABUKLU

2005 MAHSULÜ "MÜSTAHSİLDEN TACİRE SATIŞ" KABUKLU FINDIK SATIŞLARI FINDIK YETİŞTİRİLEN YÖRELERDEKİ BORSALARDA TESCİLLENEN MİKTAR(KG) MAHSUL YILI ESAS ALINMIŞTIR (01 EYLÜL - 31 AĞUSTOS)

	Eyl.05	Eki.05	Kas.05	Ara.05	Oca.06	Şub.06	Mar.06	Nis.06	May.06	Haz.06	Tem.06	Ağu.06	TOPLAM
ORDU	10.361.816	26.597.678	15.544.588	12.688.918	11.000.135	5.228.942	4.875.385	6.772.162	9.230.555	9.367.377	8.928.023	5.745.268	126.340.847
FATSA	3.705.953	10.609.212	2.945.401	2.394.778	2.793.649	1.763.927	1.207.404	1.722.565	1.916.174	2.738.218	3.738.352	3.241.612	38.777.245
ÜNYE	2.829.625	12.377.759	5.031.080	3.390.384	4.562.743	1.463.423	3.515.167	3.973.314	4.381.840	3.045.521	3.188.743	1.687.727	49.447.326
GİRESUN	3.428.398	18.790.973	10.408.856	7.350.838	7.350.141	3.638.446	3.227.716	5.496.872	6.460.233	6.915.519	7.522.562	4.177.562	84.768.116
TRABZON	2.981.664	12.449.410	6.417.919	4.677.103	4.337.557	1.721.776	2.329.705	1.663.758	1.649.995	2.712.614	2.352.180	1.632.070	44.925.751
RİZE	0	300.815	383.604	1.072.220	309.917	190.684	15.195	122.957	129.211	31.752	29.322	0	2.585.677
TERME	3.970.865	7.694.619	2.028.321	1.248.850	1.012.942	747.317	646.855	976.909	1.699.887	1.077.031	1.055.728	481.839	22.641.163
ÇARŞAMBA	3.128.013	12.190.809	6.363.060	4.074.533	3.580.195	1.925.348	1.337.648	2.952.648	3.251.900	2.709.583	3.180.946	879.610	45.574.293
SAMSUN	1.411.486	1.414.396	1.328.165	992.632	727.848	583.121	104.282	684.984	1.058.569	690.189	734.953	0	9.730.625
KASTAMONU	0	0	0	1.722	0	0	0	0	0	0	0	0	1.722
DÜZCE	12.994.690	26.039.431	10.482.135	7.526.713	2.847.172	2.832.844	1.842.551	3.054.876	3.431.103	2.946.511	2.435.051	1.218.477	77.651.554
AKYAZI	158.301	1.526.913	399.433	284.693	90.856	22.200	125.043	48.121	150.040	27.190	71.300	76.840	2.980.930
ADAPAZARI	9.289.430	19.218.718	7.862.447	6.782.672	3.662.221	1.659.190	3.569.699	3.457.248	4.237.344	3.701.303	2.655.499	1.946.176	68.041.947
TOPLAM	54.260.241	149.210.733	69.195.009	52.486.056	42.275.376	21.777.218	22.796.650	30.926.414	37.596.851	35.962.808	35.892.659	21.087.181	573.467.196